


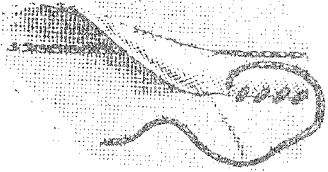



**Sharps**

These are general purpose sewing needles used by dressmakers around the world. Size 16, 17 and 18 are known as Carpet Sharps and, as their name suggests, are most commonly used in the design and manufacture of carpets and rugs.




12 11 10 9 8 7 6 5 4 3 2 1 18 17 16





**Quilting/Betweens**

Specifically designed for quilters, the short length of these needles allows you to stitch far quicker than when using an ordinary sewing needle.




12 10 9 8 7 6 5 4 3 2 1





**Tapestry/Cross Stitch**

These large eye needles allow the user to thread tapestry wool or six-stranded cotton easily. The blunt tapestry point enables the needle to pass through canvas without tearing or splitting its fibres.




28 26 24 22 20 18 16 14 13





**Milliners'/Straws**

Although traditionally used in the Millinery trade, these needles are now more commonly used for pleating, fancy decorative stitching or even some types of beadwork. They are similar to an ordinary Sharps needle but longer.




10 9 8 7 6 5 4 3 1 18 15 1/0 4/0

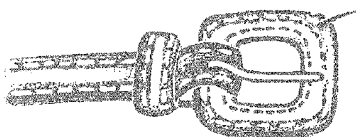



**Leather/Glovers'**

These needles have unusual triangulated (cutting) points to enable them to pass through tough materials without causing unnecessary abrasion. While, as their name suggests, they were originally intended for use when leather working, they are also ideal when working with other media such as suede and soft plastics.



10 9 8 7 6 5 4 3 2 1




**Chenille**

Chenille needles are identical to Tapestry/Cross Stitch needles in length and diameter but the Chenille point is sharp, enabling the needle to pass through the coarsest of fabrics.



26 24 22 20 18 16 14 13





### Darners

Long and sharp with elongated eyes, as their name suggests, these needles are used for darning or mending work. Sizes 14 to 18 are commonly known as Yarn or Wool Darners.

### Long Darners



Another form of darning needle, the extra length and larger eyes of the Long Darners make them even more suitable for mending with wool or other thick and coarse threads.

### Beading

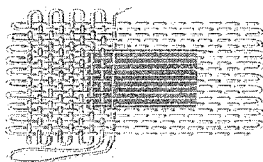


Beading needles are made from the finest steel wire, enabling their use with beads, sequins and pearls. Each size of John James' Beading needles is made from a different diameter of wire which is particularly unusual.



11 9 7 5 3 1 18 2/0 3/0 4/0 5/0 17 16 15 14



9 7 5 3 1 17 15 2/0 4/0



### Short Beading/Bead Embroidery

These are specially created Beading needles whose diameters match those of the regular Beading needles, yet in very short lengths. They are ideal for embellishing garments with both beads or sequins and sections of hand embroidery.

### Tapestry Pointed Short Beading/ Ball Point Bead Embroidery

As with the Short Beading needles described above, the diameters of these needles match those of regular Beading needles, yet in very short lengths. As an additional feature, these needles have a specially rounded Tapestry-style point enabling the user to embellish pieces of cross stitch or tapestry with beads, sequins or pearls without splitting the fibres of the base canvas.

### Embroidery/Crewel


Embroidery needles have a longer eye than a standard Sharps needle, making them more suitable for threading stranded cotton. Apart from this, their length, diameter and point profile is akin to that of a Sharps needle.

### Easy Threading/Calyx Eye


Perfect for those who find it difficult to thread regular needles, these are standard sewing needles with a cut made in the top of the eye to allow thread to pass through it from above, as illustrated.



12 10 9 8 7 6 5 4 3 2 1




8 6 4



15 13 12 11 10



12 10



Short

Regular

