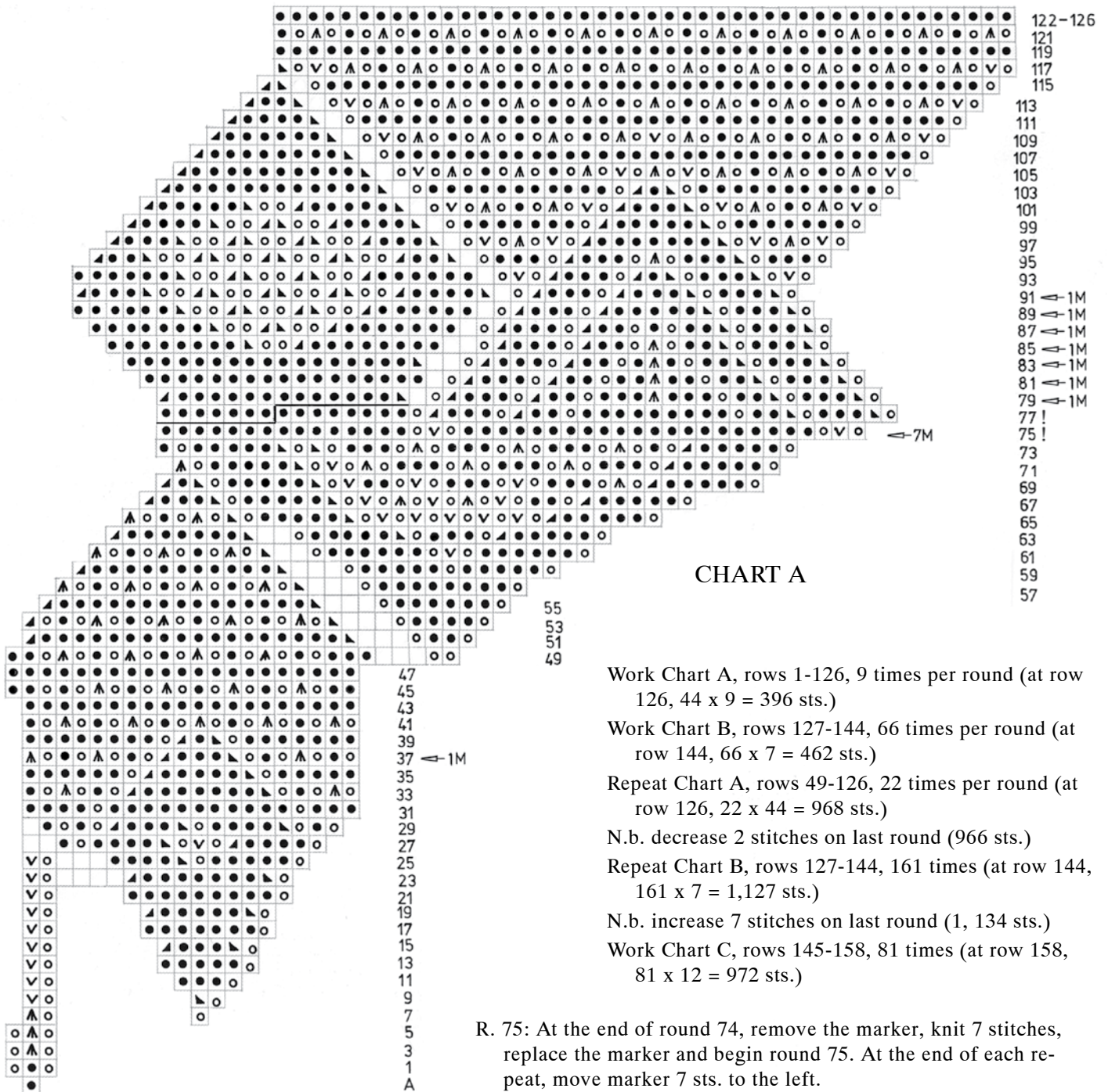


Rounds 122-126: knit.



Cast on 9 stitches  
9 repeats per round


CHART A

Work Chart A, rows 1-126, 9 times per round (at row 126,  $44 \times 9 = 396$  sts.)  
 Work Chart B, rows 127-144, 66 times per round (at row 144,  $66 \times 7 = 462$  sts.)  
 Repeat Chart A, rows 49-126, 22 times per round (at row 126,  $22 \times 44 = 968$  sts.)  
 N.b. decrease 2 stitches on last round (966 sts.)  
 Repeat Chart B, rows 127-144, 161 times (at row 144,  $161 \times 7 = 1,127$  sts.)  
 N.b. increase 7 stitches on last round (1,134 sts.)  
 Work Chart C, rows 145-158, 81 times (at row 158,  $81 \times 12 = 972$  sts.)

- R. 75: At the end of round 74, remove the marker, knit 7 stitches, replace the marker and begin round 75. At the end of each repeat, move marker 7 sts. to the left.
- R. 77: The last 15 stitches of each repeat are crossed as follows: Slip 8 sts. to a cable needle, hold in front of work. Knit the next 7 sts., then knit the 8 sts. from the cable needle.

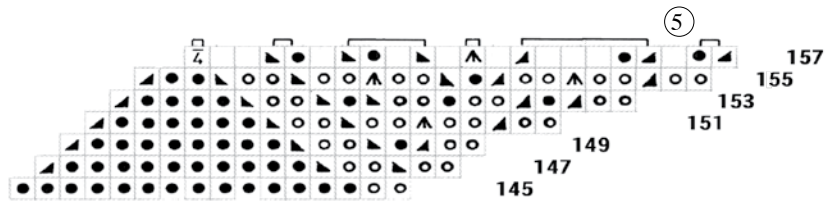
ERRATA: With reference to

KLITTED LACE DESIGNS OF HERBERT NIEBLING  
 LACIS PUBLICATIONS, ISBN 978-1-891656-87-3, Initial printing 2009  
 Errors which have been identified on pages 28, 29 and 91 have been corrected on these 3 replacement pages.  
 July 17, 2009



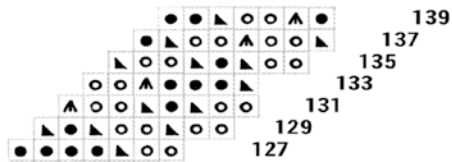
Size: 150 cm (60") diameter; (see color plate on p. 19) chart on pp. 28-29;  
300 gms #10 crochet thread; needle size 3.00 mm.


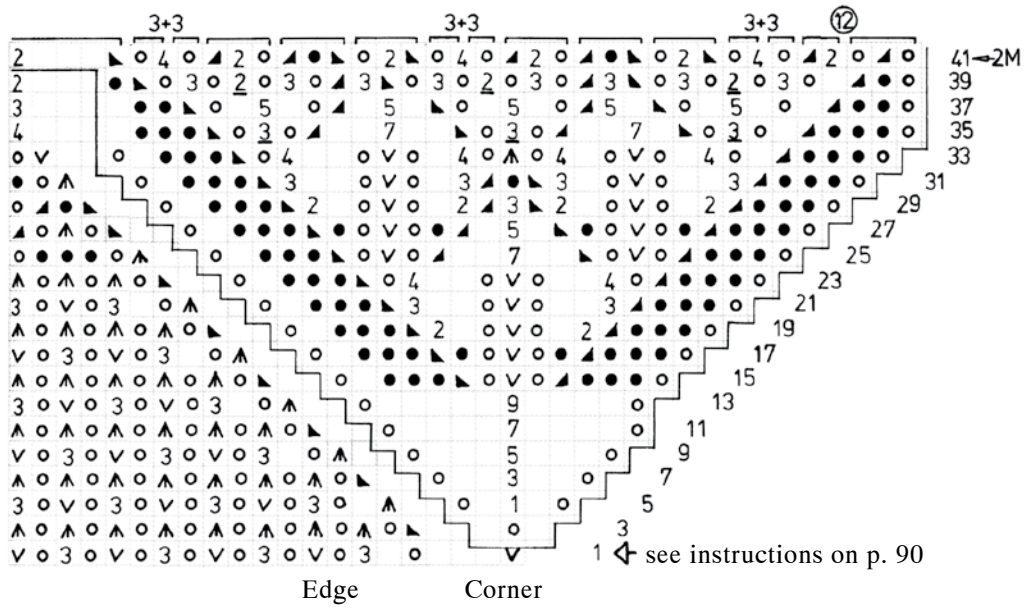
CHART C



Repeat rounds 31-144.

Rounds 140-144: knit.





Detail of Tablecloth From p. 87